



**CCM
HOCKEY**

2019

**GOALIE
CUSTOMIZER**

CCM

W

73.5673°

X

N

45.5017°



TABLE OF CONTENTS

EXTREME FLEX 4

PADS OPTIONS	
CORE	5
FLEX	5
KNEE CRADLE	5
INNER CHANNEL / LEG CHANNEL	6
KNEE CRADLE	7
BOOT STRAP	7
CENTER LEG	8
TOE ARRANGEMENT	8
BOOT CHANNEL	8
THIGH PROTECTOR	9
CATCH GLOVE OPTIONS	9-10
BLOCKER OPTIONS	10-11

GOALIE STICKS

EXTREME FLEX 4	14-15
EXTREME FLEX PRO	16
CURVE CHART	17



EXTREME FLEX 4

EVERY GOALIE IS UNIQUE IN HOW THEY PLAY AND HOW THEY WANT THEIR EQUIPMENT TO FEEL AND PERFORM. THE CCM EXTREME FLEX 4 CUSTOM PROGRAM IS DESIGNED TO ENSURE YOU ARE PROPERLY GEARED UP EACH TIME YOU STEP ONTO THE ICE.

THIS CUSTOMIZER OFFERS YOU THE ABILITY TO SEARCH THROUGH A VAST ARRAY OF OPTIONS TO CUSTOMIZE YOUR GEAR FOR THE BEST FIT, FLEX, STRAP SET-UP AND LEG CHANNEL FOR YOU TO PERFORM AT YOUR BEST!

VISIT WWW.CCMHOCKEY.COM

TO CHECK OUT THE CCM EXTREME FLEX 4 CUSTOMIZERS, AND START SELECTING THE BEST COMBINATION OF SPECS AND COLOURS FOR YOUR GAME!

EXTREME FLEX 4 GOALIE PADS

EXTREME FLEX 4 PADS

BUILDING OFF THE ICONIC STANLEY CUP-WINNING GOALIE PAD, THE EXTREME FLEX 4 PUSHES THE LIMITS OF DESIGN WHILE PROVIDING THE COMPETITIVE ADVANTAGE OF FOOT SPEED AND SEAL TO THE ICE.



TECH 001

DUALITE CORE TECHNOLOGY

TORSIONAL FLEX TO MAXIMIZE MOVEMENT ON YOUR FEET MERGES WITH A REINFORCED STIFFER THIGH RISE TO DELIVER SEAL AND COVERAGE TO THE ICE.



TECH 002

QUICK MOTION STRAP SYSTEM

THE PERFECT BALANCE OF FIT AND RESPONSIVENESS TO ADAPT TO BUTTERFLY DROPS AND RECOVERY.



TECH 003

FLEXIBLE TOE STRING SYSTEM

A DYNAMIC FIT SYSTEM TO ATTACH YOUR SKATE TO YOUR PAD, THEREBY OPTIMIZING CONNECTIVITY AND MOBILITY.

CORE OPTIONS


TWO INJECTION MOLDED INNER CORE DESIGNS ARE OFFERED TO PROVIDE FLEX OPTIONS FROM BELOW THE KNEE UP TO THE THIGH TO MAXIMIZE YOUR FIVE-HOLE COVERAGE BASED ON HOW WIDE OR NARROW YOUR BUTTERFLY IS.



SINGLE BREAK CORE

THE SINGLE BREAK CORE IS DESIGNED TO BE A SOFTER PAD WITH ONE INTERNAL BREAK BELOW THE KNEE FOR FLEXIBILITY AND MOBILITY.

STOCK OPTION



DOUBLE BREAK CORE

THE DOUBLE BREAK CORE IS DESIGNED WITH 2 INTERNAL BREAKS ABOVE AND BELOW THE KNEE TO FACILITATE 5 HOLE CLOSURE.

FLEX OPTIONS

FLEX OPTIONS OPTIMIZE INTERNAL AND EXTERNAL FLEX POINTS THAT CAN PROVIDE MAXIMUM COVERAGE BASED ON THE WIDTH OF YOUR BUTTERFLY AND DESIRED FLEXIBILITY ABOVE THE KNEE.



PRE-CURVED SINGLE BREAK CORE NO BREAK OUTER



PRE-CURVED SINGLE BREAK CORE SINGLE BREAK OUTER

STOCK OPTION



PRE-CURVED DOUBLE BREAK CORE NO BREAK OUTER



PRE-CURVED DOUBLE BREAK CORE DOUBLE BREAK OUTER

KNEE CRADLE OPTIONS

KNEE CRADLE OPTIONS ARE BASED ON THE TYPE OF KNEE PROTECTOR YOU WEAR AND HOW MUCH ROOM IS NEEDED TO TRANSITION FROM THE CENTER OF THE GOAL PAD INTO THE KNEE RAISER TO CREATE A SOLID SEAL TO THE ICE.



SOFT FOAM NO OUTER KNEE WRAP



SOFT FOAM WITH OUTER KNEE WRAP



SOFT SUPER TIGHT FIT



RECESSED FOAM NO WRAP



RECESSED FOAM WITH KNEE CRADLE WRAP*

STOCK OPTION



RECESSED FOAM WITH OUTER KNEE WRAP

* AVAILABLE AS REMOVABLE

W

73.5673°

X

Z

45.5017°

INNER CHANNEL / LEG CHANNEL OPTIONS

THE LEG CHANNEL IS A PERSONAL PREFERENCE BASED ON WHETHER THE GOALIE WANTS A LOOSE OR TIGHT FIT. A TIGHT FIT LEG CHANNEL WORKS BEST WITH A SHALLOW ULTRA SOFT EPE CORE. IF A LOOSE FIT LEG CHANNEL IS DESIRED IT IS BEST TO SELECT A SHALLOW SOFT EPE CORE.

W



TIGHT FIT QMSS



LOOSE FIT QMSS

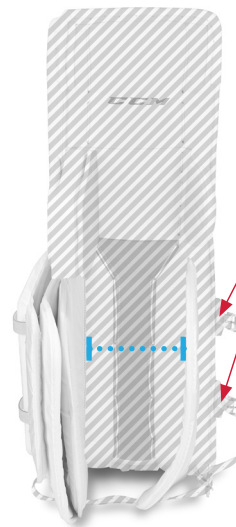
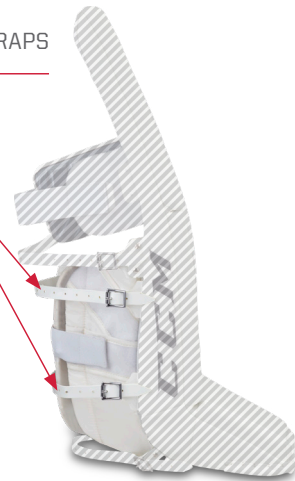
STOCK OPTION



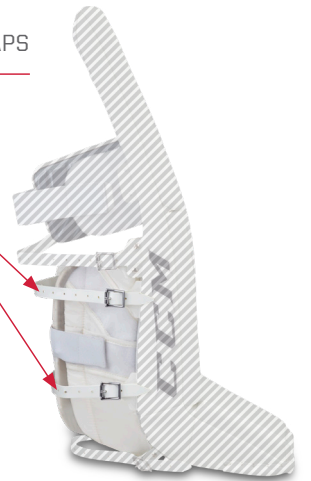
73.5673°



TIGHT FIT 2 CALF STRAPS



LOOSE FIT 2 CALF STRAPS



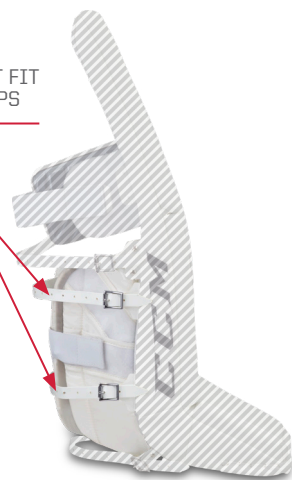
X

N

45.5017°



SUPER TIGHT FIT 2 CALF STRAPS



SUPER TIGHT FIT QMSS



KNEE STRAP OPTIONS

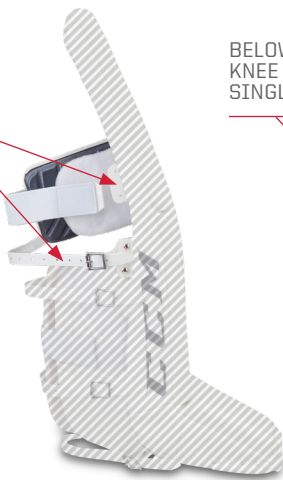
THE BEST LEG STRAP OPTION MATCHES THE FLEXIBILITY OF THE GOAL PAD FROM THE KNEE UP. A DOUBLE BREAK CORE WORKS WELL WITH STRAPS ABOVE THE KNEE. A STIFFER SINGLE BREAK CORE WORKS WELL WITH LEG STRAPS AT OR BELOW THE KNEE.

NO STRAP
(2" ELASTIC
ONLY)

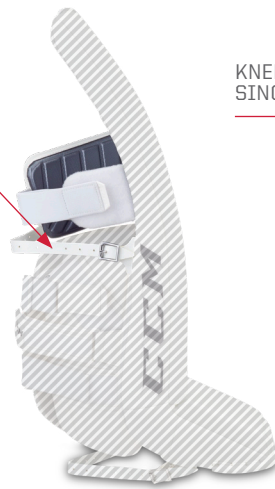
STOCK OPTION



SINGLE
ADJUSTABLE
KNEE OR
BELOW KNEE



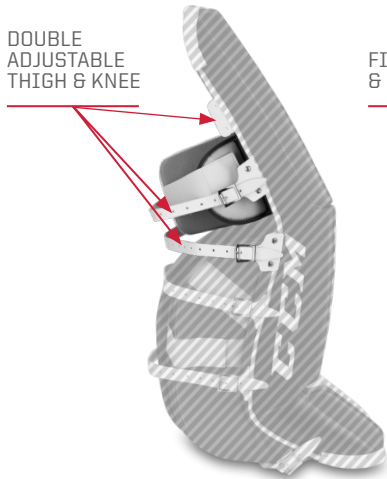
BELOW
KNEE FIXED
SINGLE



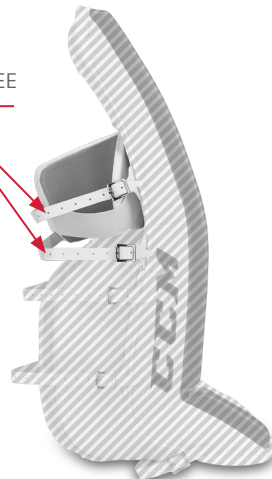
KNEE FIXED
SINGLE



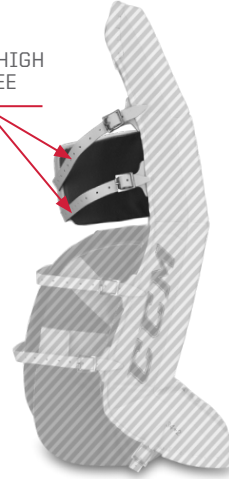
DOUBLE
ADJUSTABLE
THIGH & KNEE



FIXED KNEE
& BELOW KNEE



FIXED THIGH
AND KNEE



BOOT STRAP OPTIONS



BEHIND HEEL



UNDER HEEL



NO STRAP

STOCK OPTION

CENTER LEG OPTIONS



NASH



NYLON

STOCK OPTION

TOE ARRANGEMENT OPTIONS



JENPRO HD FOAM WITH BUNGEE LACE

STOCK OPTION



JENPRO HD FOAM WITH LACING

BOOT CHANNEL OPTIONS



DEEP SOFT



DEEP ULTRA SOFT

STOCK OPTION

W

73.5673°

X

Z

45.5017°

EXTREME FLEX 4 CATCH GLOVE

ULTIMATE CULMINATION OF PLAYABILITY AND FEEL
THE EXTREME FLEX 4 CATCH GLOVE IS METICULOUSLY
ENGINEERED AND HANDCRAFTED TO A GAME READY FEEL.

TECH 001

DOUBLE T POCKET

PUCK TRACKING AND VISIBILITY.

TECH 003

D30® TECHNOLOGY

HIGH-PERFORMANCE IMPACT PROTECTION.

D30®

TECH 002

QUICK RELEASE WRIST STRAP

EASE OF ADJUSTMENT.



EFLEX 4 CATCHER



PALM MATERIAL

SURE GRIP

STOCK OPTION



BEIGE NASH



WRIST OPTIONS

WEBBING STRAP

STOCK OPTION



LEATHER STRAP



CUFF / THUMB OPTIONS



580 ANGLE



590 ANGLE



600 ANGLE

STOCK OPTION

"T" POCKET OPTIONS

SINGLE STRAIGHT TEE
(ALSO AVAILABLE IN +1)



SINGLE OFFSET TEE
(590 ANGLE ONLY AND ALSO AVAILABLE IN +1)



DOUBLE STRAIGHT TEE

STOCK OPTION



EXTREME FLEX 4 BLOCKER

EXTREME FLEX 4 BLOCKER

THE EXTREME FLEX 4 BLOCKER TRANSFERS PUCK ENERGY TO PROPEL IT TO THE CORNER, AND HAS A BALANCED LIGHTWEIGHT DESIGN TO CONTROL REBOUNDS.

TECH 002

REDESIGNED INSIDE THUMB PROTECTOR

PROTECTION TO INCREASE BLOCKING COVERAGE.

TECH 001

D30[®] TECHNOLOGY

LOW-PROFILE IMPACT PROTECTION.



TECH 003

QUICK RELEASE WRIST STRAP

PRO-INSPIRED DESIGN TO LOCK YOUR WRIST.



CUFF OPTIONS



ONE-PIECE CUFF

STOCK OPTION



HALF-PIECE CUFF

PALM MATERIAL OPTIONS



BEIGE NASH



SUREGRIP

STOCK OPTION

PALM POSITION OPTIONS



CENTERED POSITION

STOCK OPTION



OFFSET PALM HIGH POSITION

* ONLY OFFERED ON ONE PIECE CUFF CONSTRUCTION

BINDING OPTIONS



WITH BINDING



BINDINGLESS

STOCK OPTION

FINGER PROTECTION OPTIONS



CURVED FINGER PROTECTION

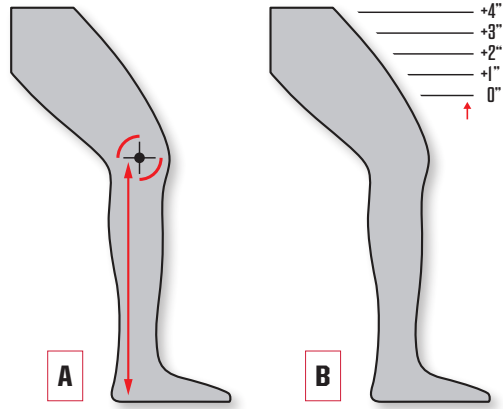


STRAIGHT FINGER PROTECTION

STOCK OPTION

GOALIE LEG PAD

- 1- Measure the distance from the floor (bare foot) to the middle of the knee cap, straight up, knee slightly bent.
- 2- Take the height of the goalie.
- 3- Look at the chart and try size accordingly.
- 4- Thigh rise sizing are based off goalie's personal preference.



JAMBIÈRE DE GARDIEN

- 1- Mesurez la distance entre le sol (pied nu) et le milieu du genou, droit, le genou légèrement penché.
- 2- Prenez le dessus du gardien de but.
- 3- Regardez le graphique et essayez la taille en conséquence.
- 4- La taille de la cuisse est basée sur la préférence personnelle du gardien de but.

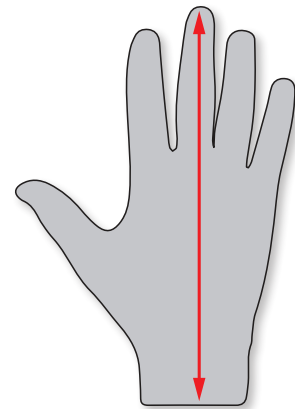
GOALIE'S HEIGHT (FT)	3'10"	4'0"	4'2"	4'4"	4'8"	4'10"	5'0"	5'2"	5'4"	5'6"	5'7"	5'8"	5'9"	5'10"	5'11"	6'0"	6'1"	6'2"	6'3"	6'4"	6'5"	6'6"	6'7"	
GRANDEUR DU GARDIEN (M)	1m17	1m22	1m27	1m32	1m42	1m47	1m52	1m57	1m63	1m68	1m70	1m73	1m75	1m78	1m80	1m83	1m85	1m88	1m91	1m93	1m96	1m98	2m00	
A FLOOR TO KNEE MEASUREMENT (IN)	13" 6 -	13" 13.5"	13.5" 14"	14" 14.5"	15" 15.5"	15.5" 16"	16" 16.5"	16.5" 17"	17" 17.5"	17.5" 18"	18" 18.5"	18.5" 19"	19" 19.5"	19.5" 20"	20" 20.5"	20.5" 21"	21" 21.5"	21.5" 22"	22" 22.5"	22.5" 23"	23" 23.5"	23.5" 24"	24" 24.5"	
MESURE DU PLANCHER AU GENOU (CM)	33.0 6 -	33.0 34.3	34.3 35.6	35.6 36.8	38.1 39.4	39.4 40.6	40.6 41.9	41.9 43.2	43.2 44.5	44.5 45.7	45.7 47	47 48.3	48.3 49.5	49.5 50.8	50.8 52.1	52.1 53.3	53.3 54.6	54.6 55.9	55.9 57.2	57.2 58.4	58.4 59.7	59.7 61	61 62.2	
PAD SIZE / GRANDEUR (IN)	20"	21"	22"	23"	24"	26"	28"	29"	30"	31"	31"	32"	32"	33"	33"	34"	34"	35"	35"	36"	36"	37"	37"	
B THIGH RISE MEASUREMENT ABOVE THE KNEE CAP (+IN)										0"	9.5"	9.5"	10"	10"	10.5"	10.5"	11"	11"	11.5"	11.5"	12"	12"	12"	
MESURE DE LA JAMBIÈRE AU DESSUS DE LA ROTULE (+IN)										+0.5"	10"	10"	10.5"	10.5"	11"	11"	11.5"	11.5"	12"	12"	12.5"	12.5"	13"	13"
										+1.0"	10.5"	10.5"	11"	11"	11.5"	11.5"	12"	12"	12.5"	12.5"	13"	13"	13.5"	13.5"
										+1.5"	11"	11"	11.5"	11.5"	12"	12"	12.5"	12.5"	13"	13"	13.5"	13.5"	14"	14"
										+2.0"	11.5"	11.5"	12"	12"	12.5"	12.5"	13"	13"	13.5"	13.5"	14"	14"	14.5"	14.5"
										+2.5"	12"	12"	12.5"	12.5"	13"	13"	13.5"	13.5"	14"	14"	14.5"	14.5"	15"	15"
										+3.0"	12.5"	12.5"	13"	13"	13.5"	13.5"	14"	14"	14.5"	14.5"	15"	15"	15.5"	15.5"
										+3.5"	13"	13"	13.5"	13.5"	14"	14"	14.5"	14.5"	15"	15"	15.5"	15.5"	16"	16"
										+4.0"	13.5"	13.5"	14"	14"	14.5"	14.5"	15"	15"	15.5"	15.5"	16"	16"	16"	16"

GOALIE CATCHER

Measure the distance from the middle finger tip to the bottom of your palm.

MITAINE DE GARDIEN

Mesurez la distance entre le bout du majeur et le bas de la paume.



	SENIOR	INTERMEDIATE	JUNIOR	YOUTH
HAND SIZE (IN)	7 - 8.5"	6 - 7"	5.5 - 6.5"	4.5 - 5.5"
MESURE DE LA MAIN (CM)	18 - 21.5	15 - 18	14 - 16.5	11.5 - 14
HAND SIZE (IN)	7.5 - 8"	7 - 7.5"		
MESURE DE LA MAIN (CM)	19 - 20.5	18 - 19		
	REG	INT		

GOALIE BLOCKER

Measure the distance from the middle finger tip to the bottom of your palm.

BLOQUEUR DE GARDIEN

Mesurez la distance entre le bout du majeur et le bas de la paume.

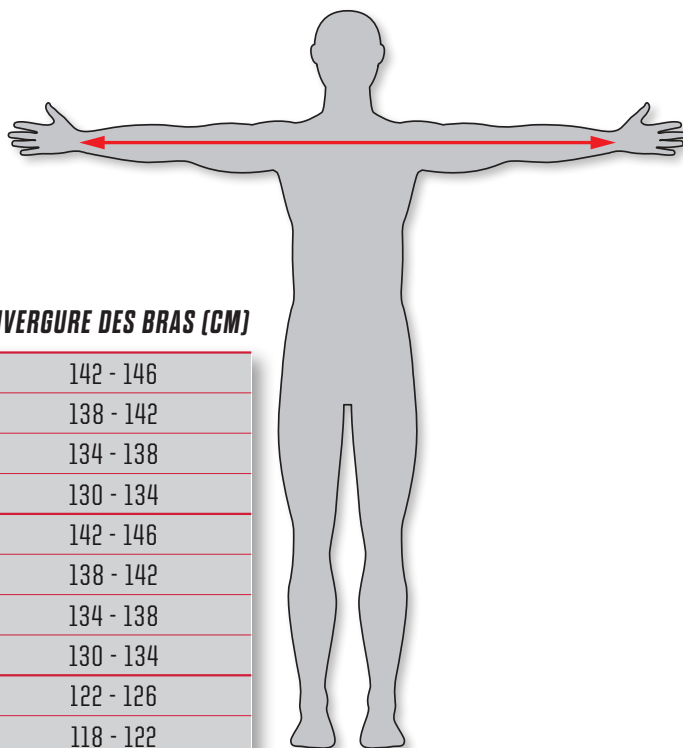
	SENIOR	INTERMEDIATE	JUNIOR	YOUTH
HAND SIZE (IN)	7 - 8.5"	6 - 7"	5.5 - 6.5"	4.5 - 5.5"
MESURE DE LA MAIN (CM)	18 - 21.5	15 - 18	14 - 16.5	11.5 - 14
HAND SIZE (IN)	8 - 8.5"	7.5 - 8"	7 - 7.5"	
MESURE DE LA MAIN (CM)	20.5 - 21.5	19 - 20.5	18 - 19	
	XL	REG	INT	

GOALIE ARM & BODY

Measure the distance from wrist to wrist.

PLASTRON DE GARDIEN

Mesurez la distance de poignet à poignet.



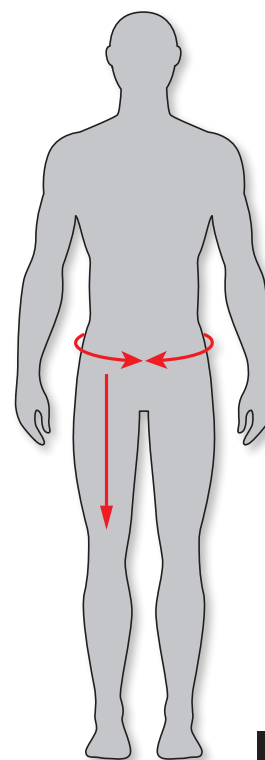
		ARM SPAN (IN)	ENVERGURE DES BRAS (CM)
PRO	XLARGE	56 - 57.5"	142 - 146
	LARGE	54.5 - 56"	138 - 142
	MEDIUM	53 - 54.5"	134 - 138
	SMALL	51.5 - 53"	130 - 134
SENIOR	XL	56 - 57.5"	142 - 146
	L	54.5 - 56"	138 - 142
	M	53 - 54.5"	134 - 138
	S	51.5 - 53"	130 - 134
INTERMEDIARE	L	48.5 - 50"	122 - 126
	M	47 - 48.5"	118 - 122
	S	45.5 - 47"	114 - 118
JUNIOR	L/XL	40.5 - 42"	102 - 106
	S/M	39 - 40.5"	98 - 102
YOUTH	DSFA	37.5"	95.25
	L/XL	37.5"	95.25
	S/M	36"	91.44

GOALIE PANT

Measure the waist circumference along with the distance from your waist to the knee

PANTALON DE GARDIEN

Mesurez la circonférence de votre taille ainsi que la distance entre votre hanche et votre genou.



	SIZE	WAIST (IN)	TAILLE (CM)	HIP TO KNEE (IN)	HANCHE À GENOU (CM)
SENIOR	XLARGE	38 - 42"	97 - 107	16.5 - 17.5"	42 - 44
	LARGE	34 - 38"	86 - 97	16 - 17"	40 - 43
	MEDIUM	32 - 36"	81 - 92	15.5 - 16.5"	39 - 41
	SMALL	28 - 32"	71 - 81	15 - 16"	38 - 40
INTERMEDIATE	L	29 - 31"	74 - 79	15 - 16"	38 - 40
	M	28 - 30"	71 - 76	14.5 - 15.5"	37 - 39
	S	27 - 29"	69 - 74	14 - 15"	36 - 38
JUNIOR	DSFA	24 - 27"	61 - 69	14 - 15"	36 - 38
	L/XL	23 - 25"	59 - 64	13.5 - 14.5"	35 - 37
	S/M	22 - 24"	56 - 61	13 - 14"	34 - 36
YOUTH	DSFA	20 - 22"	51 - 56	13"	34

EXTREME FLEX 4

EXTREME FLEX 4 STICK

EXTREME FLEX 4 GOAL STICK LINE IS THE RESULT OF A CLOSE AND LONG-STANDING COLLABORATION WITH NHL GOALIES. BY INTEGRATING SIGMATEX ST INTO THE SHAFTS AND BLADES AND INNEGRA FIBER INTO THE PADDLE, THE RESULTING LEVEL OF PERFORMANCE AND FEEL IS UNMATCHED IN THE INDUSTRY.

TECH 001

APPROVED BY PRO

THE EFLEX4 WAS DEVELOPED BY WORKING CLOSELY WITH NHL GOALIES OVER SEVERAL YEARS. THIS HAS RESULTED IN AN INCREASE OF PRO GOALIES SWITCHING TO CCM COMPOSITE GOAL STICKS.

TECH 002

ADDED FEEL

ZEROFLUX TECHNOLOGY DAMPENS VIBRATIONS FOR SUPERIOR REBOUND MANAGEMENT AND UPGRADED STICK HANDLING.

TECH 003

LIGHTWEIGHT

- THIN PADDLE AND TABLE.
- SIGMATEX SHAFT AND INNEGRA PADDLE.



SPECIFICATIONS

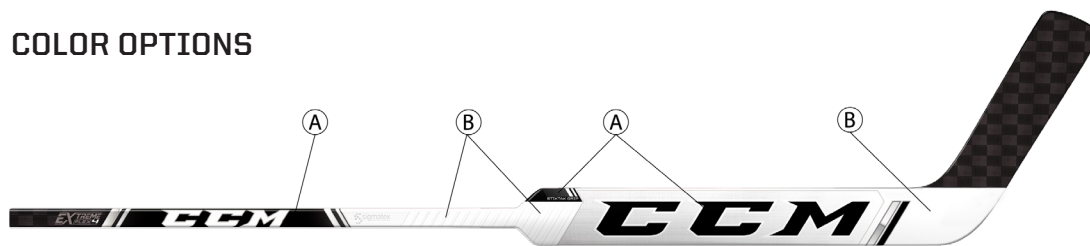
CONSTRUCTION	SIGMATEX® SPREAD TOW	Developed by a world leader in aerospace technology specifically for CCM, this high-performance spread tow fabric features an innovative weaving process that makes this stick light, strong and durable.
PADDLE	INNEGRA FIBER	Incredibly lightweight, this high-performance fiber boasts an incredible strength to weight ratio and the ability to dampen vibrations.
GEOMETRY	SHAFT IMPROVEMENTS	New rounded shape and reinforced construction for greater corner strength and impact resistance.
TECHNOLOGY	ADDED FEEL	ZeroFlux technology dampens vibrations to offer better rebound management while providing great shooting and passing control.
CONSTRUCTION	COMPOSITE STRUCTURE WITH INNEGRA FIBER AND ZEROFLUX TECHNOLOGY	Lightweight, streamlined structure designed to dull vibrations for uncompromised puck feel and rebound control.
SHAFT TECHNOLOGY	NEW ROUNDED SHAPE	Combined with reinforced construction, this new rounded shape delivers greater impact resistance.
MATERIAL	SIGMATEX® SPREAD TOW SHAFT	Developed by a world leader in aerospace technology specifically for CCM, this high-performance spread tow fabric features an innovative weaving process that makes this stick light, strong and durable.
GRIP	RE-DESIGNED AND IMPROVED STIKTAK GRIP	Optimized design features a raised grip for greater control.



SHOULDER SHAPE OPTIONS




COLOR OPTIONS



B = BASE COLOR (PAINT)

A = DECAL COLOR

<p>WHITE</p> <p>BLACK</p> <p>RED</p> <p>NAVY</p>	<p>BLACK</p> <p>WHITE</p> <p>BLACK</p> <p>WHITE</p>	<p>RED</p> <p>RED</p> <p>WHITE</p> <p>RED</p>	<p>SPORT GOLD</p> <p>SPORT GOLD</p> <p>NAVY</p> <p>SPORT GOLD</p>	<p>ORANGE</p> <p>ORANGE</p> <p>SPORT GOLD</p> <p>YELLOW</p>	<p>ROYAL BLUE</p> <p>YELLOW</p> <p>NAVY</p> <p>YELLOW</p>	<p>PHOENIX RED</p> <p>KELLY GREEN</p> <p>YELLOW</p> <p>KELLY GREEN</p>	<p>YELLOW</p> <p>KELLY GREEN</p> <p>YELLOW</p> <p>YELLOW</p>	<p>FOREST GREEN</p> <p>MAROON</p> <p>FOREST GREEN</p> <p>FOREST GREEN</p>	<p>MAROON</p> <p>MAROON</p> <p>MAROON</p> <p>MAROON</p>	<p>KELLY GREEN</p> <p>KELLY GREEN</p> <p>KELLY GREEN</p> <p>KELLY GREEN</p>	<p>NAVY</p> <p>NAVY</p> <p>NAVY</p> <p>NAVY</p>
--	---	---	---	---	---	--	--	---	---	---	---



SPECIFICATIONS

BLADE CARBON LAMINATE

OPTIONS

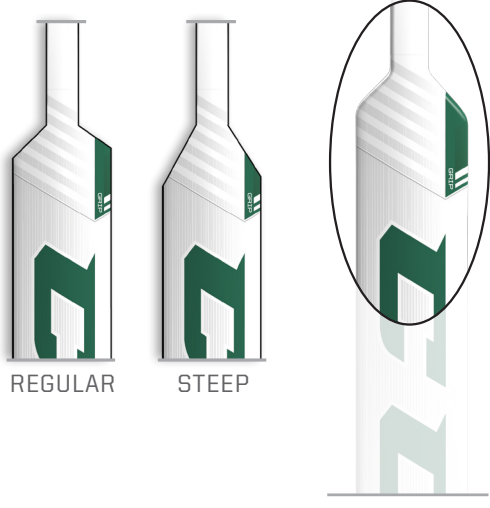
SHAFT • ASPEN CORE WITH FIBERGLASS AND GRAPHITE LAMINATES -Lightweight and stiff
 • AIRCRAFT VENEER -Traditional feel

PADDLE • FOAM WITH FIBERGLASS LAMINATE -Regular flex
 • FOAM WITH CARBON LAMINATE -Stiff flex

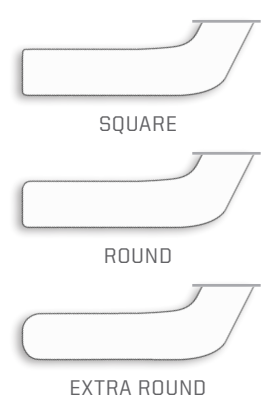
SHOULDER REGULAR OR STEEP

BLADE SQUARE, ROUND OR EXTRA ROUND

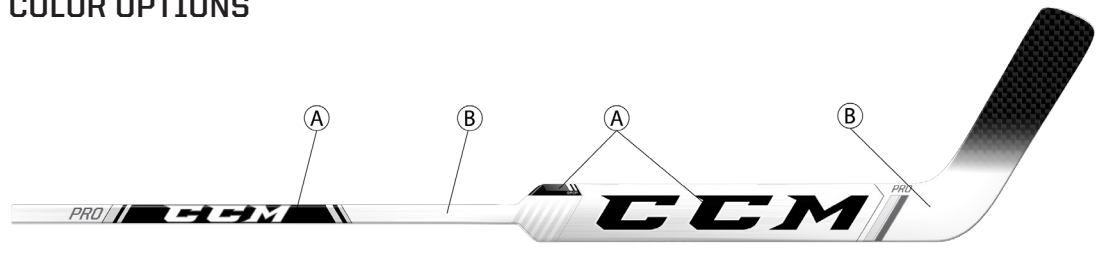
SHOULDER SHAPE OPTIONS



BLADE SHAPE OPTIONS

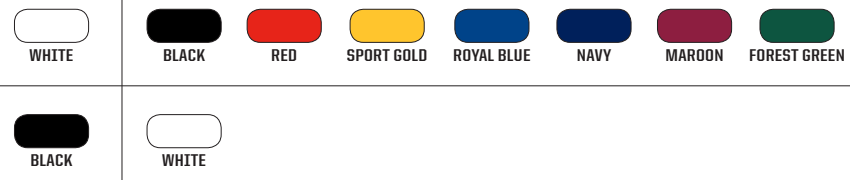


COLOR OPTIONS



B = BASE COLOR (PAINT)

A = DECAL COLOR



EXTREME FLEX 4

CCM PRO



(142-3)



(132-3)



(182-2)



(192-1)



(142-2)



(155-1)



(125-1)

W

73.5673°

X

Z

45.5017°

45.5017°

N

X

73.5673°

W



WEBSITE
CCMHOCKEY.COM

FIND US ON
**SOCIAL
MEDIA**



WWW.FACEBOOK.COM/CCMHOCKEY



[@CCMGOALIE](https://twitter.com/CCMGOALIE)



[CCMGOALIE](https://www.instagram.com/CCMGOALIE)



[CCM_OFFICIAL](https://www.snapchat.com/add/CCM_OFFICIAL)

AT CCM, HOCKEY IS IN OUR BLOOD.

WE HAVE BEEN LACING OUR SKATES FOR 120 YEARS, AND YOU CAN STILL FIND US ON THE ICE ALMOST EVERY MORNING BEFORE WORK.

WE LIVE HOCKEY, SPIT CHICKLETS, AND GROW OUR BEARDS WITH PRIDE FOR EVERY PLAYOFF RUN. OUR MISSION IS TO PUT THE PUCK IN THE BACK OF THE NET. TO UNLOCK THE FULL POTENTIAL OF EVERY CCM ATHLETE FROM POND TO FORUM BY DELIVERING INNOVATION TO MAXIMIZE PERFORMANCE, AND IGNITE IN THEM THE SELF-CONFIDENCE TO CHASE THEIR DREAM.

CULTURALLY WE VALUE TEAMWORK, GRINDING, PINCHING AND PLAYING LIKE THERE'S A "C" ON EVERYBODY'S CHEST AT CCM.

WE'RE A STRONG, UNITED TEAM. WE BELIEVE THAT A TEAM THAT WORKS TOGETHER WILL ALWAYS BEAT A TEAM OF HIGHLY SKILLED INDIVIDUAL PLAYERS. WE'RE WILLING TO DO THE HARD, DIRTY WORK AND MAKE SACRIFICES FOR OUR TEAMMATES; LIKE BLOCKING A SHOT OR TAKING A BIG HIT TO MAKE A PLAY. EVERY TIME WE JUMP OVER THE BOARDS, WE LOOK TO SET OUR TEAMMATES UP FOR SUCCESS. WE KNOW THAT AN ASSIST IS EQUALLY AS IMPORTANT AS A GOAL.

WE PLAY FOR THE CREST ON THE FRONT OF OUR JERSEY AND NOT THE NAME ON THE BACK. IT'S ABOUT WINNING AS A TEAM, NOT PERSONAL GLORY.

WE SWEAT, BREATHE AND BLEED CCM RED EVERY DAY.

HEAD OFFICE LOCATIONS

NORTH AMERICA

CCM HOCKEY
3400, RAYMOND-LASNIER,
MONTREAL, QUEBEC H4R 3L3
CANADA
TEL.: (800) 636-5895
FAX: (800) 636-5751

EUROPE

CCM HOCKEY AB
GÅRDSVÄGEN 13
SE 16970 SOLNA
SWEDEN
TEL.: +46 (0) 8 522 352 00
FAX: +46 (0) 8 522 352 10

© 2019 SPORT MASKA INC. ALL RIGHTS RESERVED. CCM® and the stylized CCM logo and registered trademarks of Sport Maska Inc.

NHL AND THE NHL SHIELD ARE REGISTERED TRADEMARKS OF THE NATIONAL HOCKEY LEAGUE. ALL NHL LOGOS AND MARKS AND TEAM LOGOS AND MARKS DEPICTED HEREIN ARE THE PROPERTY OF THE NHL AND THE RESPECTIVE TEAMS AND MAY NOT BE REPRODUCED WITHOUT THE PRIOR WRITTEN CONSENT OF NHL ENTERPRISES, L.P. © NHL 2019. ALL RIGHTS RESERVED. © PHOTOS: GETTY IMAGES.

This catalog may refer to the following trademarks which are owned by the companies whose names appear after the trademark: D30® - Design Blue Limited, SigmateX - SigmateX (UK) Limited, Innegra Fiber - Innegra Technologies, LLC.

Warning : Hockey is a dangerous collision sport. We recommend that protective equipment and a certified helmet be worn at all times.

SPORT MASKA INC. reserves the right to change all product specifications and/or custom programs. While the information shown in this publication was correct at the time of printing, we reserve the right to discontinue the sale of product or change specifications or designs without notice or obligation. Copyright © Sport Maska Inc. 2019. All Rights Reserved. Printed in Canada.

45.5017°

N

X

73.5673°

W

CCM